

From Dorm Room to Your Home Away From Home



A Packing & Decorating Guide for MCLA Resident Students



Studies have shown that college students who spend time settling in, decorating their rooms and helping to personalize the common areas around them are more likely to stay in school and do better while there. Residence Life & Housing encourages students to do what they can to feel at home while at school. The following is a handy guide containing what you will find in your room when you arrive here, suggestions for personalizing your room and a few things to avoid along the way...

Furnishings

Each resident on campus is provided with a bed frame & mattress, dresser, closet, desk, desk chair & bookcase (or bookshelf.) All mattresses are 36" x 80", and the height of all residence area beds are adjustable. (Note: there are 30 inches of storage space under the bed when it is raised to its highest level.) When buying sheets, please note the mattress size is longer than a standard twin-size. To get around this problem, you can buy extra-long twin sheets from a variety of stores; purchase sheets from our campus vendor (Dormify); or use two flat sheets.


Due to strict fabric fire-rating codes, students cannot bring upholstered furniture of any kind into the residence area (this includes futons). With furnished rooms and common areas, we think you'll find you have all the furniture you need. You may rearrange the furniture in your room any way you like as long as it is not damaged in the process. We only ask 3 things: 1) Do not raise your bed off the ground by placing it on top of the other pieces of furniture, cinder blocks, or other items. 2) Make sure you leave some space between the radiator and your furniture. If you don't, your room will not heat properly when the weather gets cold. 3) Do not move your assigned furniture out of your room.

While bringing additional upholstered furniture is not allowed, milk crates, under-the-bed storage containers & closet organizers are always handy. You can use them for both packing and creative in-room stage areas! You can also bring any non-upholstered furniture you wish!

Plants

There is probably nothing that helps to brighten up a room more than some greenery. Check local stores for plant sales during the first couple weeks and you'll probably find some good bargains. Please do not use plant hooks in the ceiling to hang your plants. A plant pole or stand will look just as nice without damaging the ceiling.

Flooring



All bedrooms have vinyl tile floors. An area rug or small throw rug is a nice addition to the tile floors.

Berkshire Towers: Majority of double rooms are approximately 11' x 15'.

Single rooms measure approximately 7' x 11',

Room numbers that in in "25" or "33" measures approximately 7' x 24'.

Hoosac Hall: Double rooms are approximately 10' x 15',

Single rooms measure approximately 10' x 14'.

Townhouses: Bedrooms vary in size. If you would like the dimensions of your specific bedroom they are available on our website:

<https://www.mcla.edu/student-life/campus-housing/rlh-flagg-townhouses.php>

Windows



All bedroom windows have screens, shades, and curtain rods. Approximate window sizes are listed below.

Berkshire Towers: Each window is 35"W x 72"L. Single rooms have one window. Doubles have two.

Hoosac Hall: Double rooms have a window are 72"W x 60"L. Single rooms windows are 53"W x 58"L

Townhouses: Odd-Numbered Apts., T05- T35

A: 66"L x 36"W

B: 66"L x 36"W & 66"L x 20"W

C & D: 34"L x 72"W

Even-Numbered Apts., T06- T36

A & B: 66"L x 36"W, 66"L x 36"W

and 66"L x 20"W

Odd-Numbered Apts., T37- T87

A: 66"L x 36"W

B: 66"L x 36"W & 66"L x 20"W

C & D: 54"L x 72"W

Even-Numbered Apts., T38-T88, T90 & T91

A: Same as above

B: 66"L x 36"W

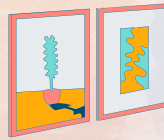
C: 66"L x 36"W & 66"L x 20"W

Bedroom Doors



Bedroom doors in Berkshire Towers and Hoosac Hall are painted. Townhouse bedroom doors are finished wood. Decorating your room door is a unique way of letting other people know a little something about the residents who live inside. We only ask that you do not paint or write directly on the door or put up any decorations in a manner than will damage the surface of the door.

Decorating the Walls




All bedroom walls have been painted in light, neutral shades to complement a wide variety of room furnishings and decorations.

Posters, photographs and small wall hangings are all great ways to brighten up the walls and make a statement about yourself, your interests, hobbies and culture. While planning ways to decorate your walls, it's important to remember the following:

- Never use nails, putty, double-sided tape or scotch tape to hang up things on the walls. We also do not allow the use of Command Strip-type products as they can cause paint tears. In the Towers, the first floor of Hoosac Hall, and the Townhouses, staples and pushpins/tacks work best. In Hoosac Hall (floors 2-7), masking/painter's tape is the way to go. The use of duct tape on walls, floors, and doors is prohibited in all residence areas.
- Wall hangings can be a terrible fire hazard. With that in mind, wall hangings larger than 3' x 5' are prohibited and should never be hung from ceilings, walls, or over beds. You should also limit the number of posters and other decorations you place on the wall. A good guideline is to not cover more than 50% of your walls with flammable items.
- Do not attach cup dispensers, hooks, LED Adhesive Light Strips, paper towel dispensers and room deodorizers to the walls. they pull the paint off when they are removed.
- Never attach anything to the fire detection equipment in your room - smoke detector, heat detector or sprinkler head! It interferes with the functioning of the equipment and could cause a false alarm or sprinkler activation.
- Never draw or paint on any interior or exterior brick walls. Chalk and paint do not come off the way you think it might and you will be billed for a professional cleaner to acid-wash the area.


Cooking and Other Appliances



Many electrical cooking appliances are safety hazards and are strictly prohibited by fire safety code. U.L.- approved coffee pots (including Keurig's) and popcorn poppers with an automatic shut-off may be used in Berkshire Towers and Hoosac Hall. Each room in Berkshire Towers and Hoosac Hall comes with a complementary MicroFridge. The MicroFridge is a unique multipliance which consists of a refrigerator/freezer and a microwave. Stand-alone microwaves are not allowed in Berkshire Towers and Hoosac Hall.

For the Townhouses, all U.L. - approved cooking appliances, including microwaves, may be used in kitchen areas only and are not permitted in bedrooms. Please refer to "Guidelines for Community Living" for more details regarding the use of other types of electrical appliances in the residence areas.

Outlets



Each room on campus is equipped with multiple wall outlets. Depending how you arrange your room and how many electrical items you bring, you may find you do not have enough wall outlets or the wall outlets might not be in an ideal location. That's when a power strip can save the day! For fire safety reasons, MCLA does not allow multiple plug extension cords and outlet adaptors. You are allowed to use U.L.-approved power strips with a built-in circuit breaker and reset button. The length of the power strip cord cannot exceed 10-feet and the circuit breaker rating must not exceed 15 amps. Power strips must be plugged directly into the wall and cannot be plugged into each other.

Telephones



Each room on campus is equipped with local phone service. This service can only be accessed with a special phone that the Help Desk in Murdock Hall can provide upon request. Each student has a personal voicemail box. Whether or not you connect an actual phone in your room, you will receive voicemail in your MCLA e-mail inbox.

You can find your personal phone extension (PPE), room assignment and campus mailbox number on Self-Service THD when assignments are posted in August. In the meantime, you might want to think about how you want to handle long-distance service. You can use a calling card or bring a cell phone.

Computers



All three residence areas have WiFi. Each bedroom is also equipped with a hard-wired computer port for each student. The exact hardware and software requirements to access this service are available in the Computer Help Desk section of the MCLA website.

Streaming Television and DVR Service



All resident students have access to a streaming television service called SpectrumU which includes a wide variety of network and cable channels; music channels; HBO and online DVR service. You can access this service on your laptop, tablet and smartphone. Instructions on how to access this service are available on the Tech Help section of the MCLA website.

Packing Checklist

Necessities*

- Warm clothing & snow gear
- Umbrella & rain gear
- Alarm clock, flashlight & batteries
- Bed linens & towels
- Wastepaper basket & fan
- Toiletries
- Shower caddy & shower shoes
- UL-approved power strips (max 10ft, 15 amps)
- Laundry bag & supplies
- Hangers
- LED desk or floor lamp
- Laptop or tablet
- School supplies
- Reusable plate, bowl & eating utensils
- Reusable water bottle & mug
- Medications

Niceties

- Small throw rug & curtains
- Room decorations
- Plants
- Small TV & Electronics
- UL-approved coffee maker
- Headphones
- Milk crates & closet organizers
- Sports equipment
- Snacks & beverages
- Photos of friends & family
- Iron
- Bicycle & helmet
- Your favorite stuffed animal
- Reusable shopping bags
- Board games
- Musical instrument (no amplifiers or drums)
- First aid kit
- Sewing kit

Leave at Home**

- Pets (other than fish in a 5-gallon tank)
- Dart boards with metal darts
- Gas grills
- Wireless routers & extension cords
- LED Adhesive Lights
- Flags, banners & tapestries larger than 3'x5
- Microwaves in BT & HH
- Candles, incense & lanterns
- Weapons & fireworks of any kind
- Upholstered chairs & couches
- Refrigerators

***Townhouse residents should keep in mind that they must provide their own kitchen and bathroom (including a shower curtain and plunger for each bathroom) supplies; cleaning supplies; and snow shovel. All U.L.-approved appliances, including microwave ovens, may be used in the kitchen areas of the Townhouses. Since storage space is limited and to avoid duplication, it's a good idea to discuss who will bring which items with your apartment mates prior to packing.**

For an up-to-date list of the Restricted/Prohibited Item List please visit our website: <https://www.mcla.edu/student-life/campus-housing/index.php>